



## AES REFRIGERATOR WIRING AES MODELS

Dometic enriches people's experiences when away from home by providing smart, reliable products with outstanding design for mobile living in the areas of Climate, Hygiene & Sanitation and Food & Beverage. Dometic manufactures and sells products within these categories for use in recreational vehicles, trucks and premium cars, cruisers and work boats, and for a variety of other uses.

Dometic operates 22 manufacturing/assembly sites in the North America, South America, Europe and Asia-Pacific regions. Dometic products are sold in more than 100 countries. Dometic has 6,500 employees and is listed on NASDAQ Stockholm.

E & OE. Please note: Dometic may introduce modifications to products, therefore details herein are subject to change without notice. No liability is accepted for errors. Printing processes may not depict colour accurately. Feb17

### AUSTRALIA

Dometic Australia, Queensland 1  
1 John Duncan Court  
Varsity Lakes QLD 4227  
Phone: +61 (0)7 5507 6000  
Fax: +61 (0)7 5507 6001  
sales@dometic.com.au  
dometic.com

Dometic Australia, Queensland 2  
2/129 South Pine Road  
Brendale QLD 4500  
Phone: +61 (0)7 3205 7599  
Fax: +61 (0)7 3881 1409  
E-mail: sales@dometic.com.au  
dometic.com

Dometic Australia, Victoria  
Bldg 3B, Clayton Business Park  
1508 Centre Road, Clayton VIC 3168  
Phone: +61 (0)3 9239 1000  
Fax: +61 (0)3 9239 1099  
E-mail: sales@dometic.com.au  
dometic.com

Dometic Australia, Western Australia  
12 Prosperity Avenue  
Wangara WA 6065  
Phone: +61 (0)8 9303 3555  
Fax: +61 (0)8 9303 3577  
E-mail: sales@dometic.com.au  
dometic.com



#### DOMETIC RM 2356

3-way refrigerator,  
approx. 90 litres,  
12/240 volts and gas  
W550 x H766 x D565 mm

#### RM 2455

3-way refrigerator,  
approx. 120 litres,  
12/240 volts and gas  
W632 x H948 x D627 mm

#### RM 2555

3-way refrigerator,  
approx. 148 litres,  
12/240 volts and gas  
W632 x H1104 x D627 mm

#### DOMETIC RM 4805

3-way refrigerator,  
approx. 224 litres,  
12/240 volts and gas  
W632 x H1544 x D661 mm

#### RM 4605

3-way refrigerator,  
approx. 185 litres,  
12/240 volts and gas  
W632 x H1385 x D661 mm

Your retailer:

**AES controlled refrigerators provide the user with two options:**

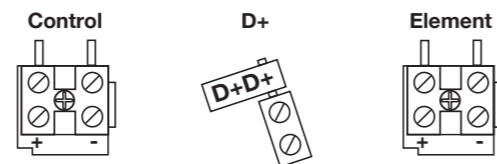
1. Set the refrigerators to AES. This will automatically select the best available energy source moving from one fuel to another as different fuels become available and/or are removed.
2. Set the refrigerator to run on LPG continually.

Note: The only difference connecting a non AES refrigerator and an AES refrigerator is the need to connect the D+ wire for determining the state of the vehicle engine and a small connection to the house battery for the electronics.

**The order of fuel selection:**

1. 240 AC
2. 12 Volt (If the engine is running)
3. LPG

The AES installation is simple.



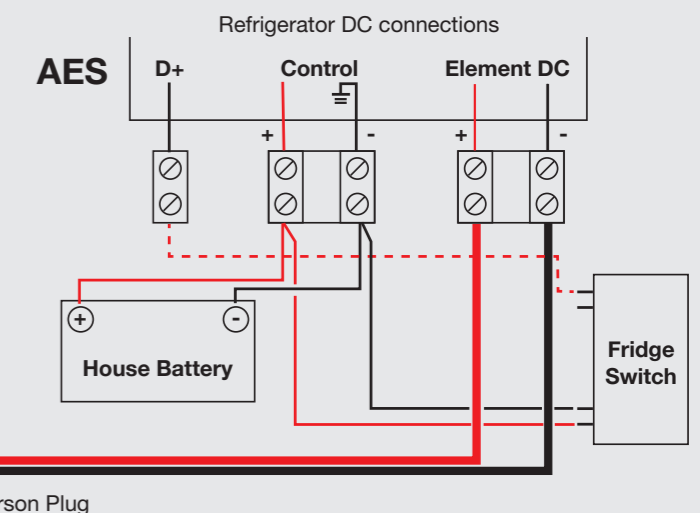
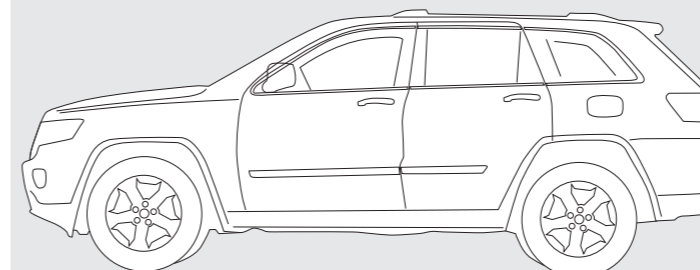
There are three 12 volt connections:

1. The 12 volt supply for the controls (house battery).
2. The heating element supply wires (vehicle battery).
3. The D+ connection (sense the engine is running).

**No matter how you want to organise the features of your vehicle the AES will blend in and compliment the vehicle. Depending on the existing electrical system the AES will connect in the following ways:**

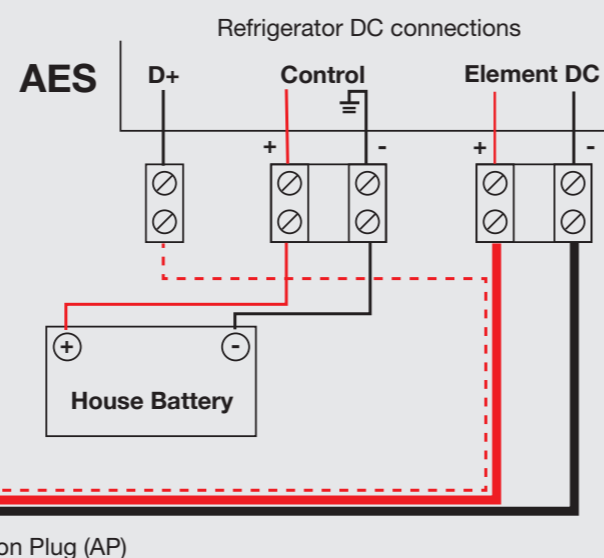
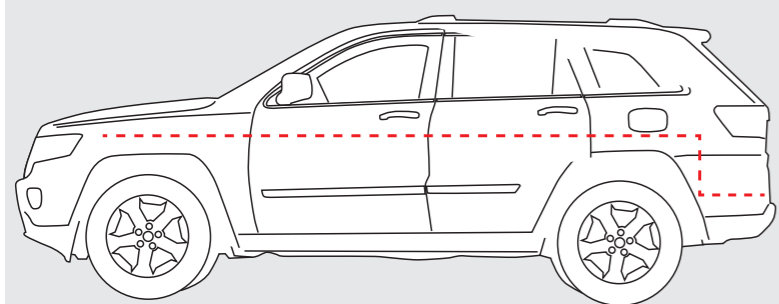
**3** Using a fridge movement switch to add 12 volt DC to the D+ connection wire, only when the vehicle is moving.

- No house battery recharging from the vehicle.
- The D+ is turned on and off via an optional fridge movement switch.



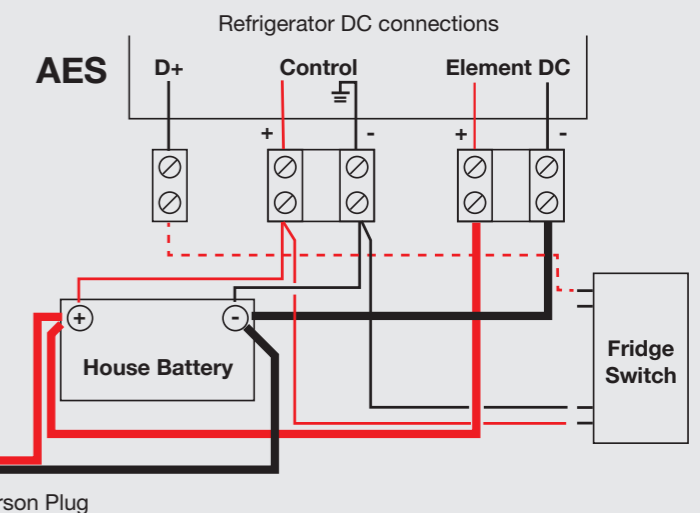
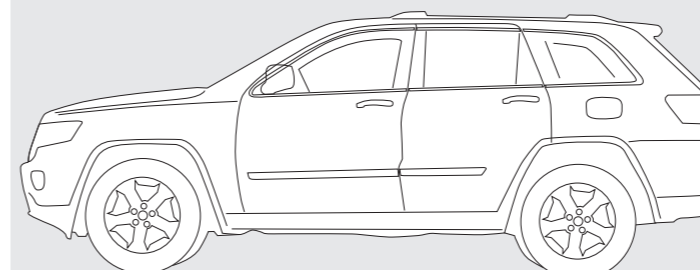
**1** Connection to suit motor home or caravan with the D+ wire connected to the vehicle alternator or ignition switch.

- No house battery recharging from the vehicle.
- The D+ connection is taken to the vehicle alternator.



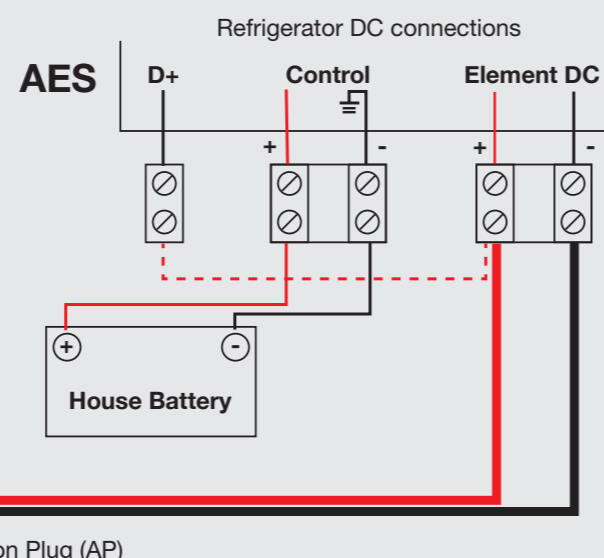
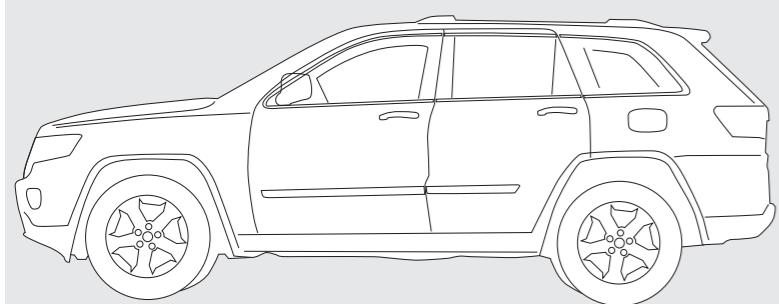
**4** Using a fridge movement switch to add 12 volt DC to the D+ connection wire, only when the vehicle is moving. The Anderson plug connection must keep the house battery fully charged.

- House battery recharged by vehicle.
- The D+ is turned on and off via an optional fridge movement switch.



**2** Anderson plug controlled by vehicle relay to the ignition switch. Power can only be supplied if the engine is running.

- No house battery recharging from the vehicle.
- The Anderson plug is controlled by a relay via the ignition switch of the vehicle.



**5** Anderson plug recharging the house battery via a power diode. The D+ wire can only get a 12 volt signal when the battery is being charged.

- House battery recharged by vehicle.
- The D+ is turned on and off by the vehicle starting and stopping.

